

1. [Log onto the PowerSchool Public Portal.](#)

- a. Parents: Your username is the first initial of your first name and your full last name *if assigned by the district*, but could be anything if chosen by you. Use the “Forgot username or password” link for assistance if needed. You may reuse old passwords and do not need to use special characters.
- b. Students: Your username and passwords are a combination of letters and numbers assigned by the district on your first day of school. Please ask a teacher for help if needed.



Hampton School District
SAU 90

A screenshot of the PowerSchool SIS login page. The page has a dark blue header with the PowerSchool SIS logo. Below the header, the title "Student and Parent Sign In" is displayed. There are two buttons: "Sign In" and "Create Account". The "Sign In" button is selected. Below the buttons, there are two input fields: "Username" with the value "clsolari" and "Password" with a masked password ".....". A link "Forgot Username or Password?" is located below the password field. A "Sign In" button is located at the bottom right of the form.

PowerSchool SIS

Student and Parent Sign In

Sign In Create Account

Username clsolari

Password

[Forgot Username or Password?](#)

Sign In

2. Click on the **Submit Student-Assessment** button on the top of the page.

The screenshot displays the PowerSchool SIS interface. At the top left is the PowerSchool SIS logo. Below it is a dark blue navigation bar with three tabs: "Copper", "Tiger", and "Zebra". The "Tiger" tab is selected. On the left side, there is a light blue navigation menu with the following items: "Grades and Attendance", "Missing Assignments", "Attendance History", and "Email Notification". The main content area features a yellow warning banner with a warning icon and the text "Please submit a student-assessment for Tiger." To the right of this text is a blue button labeled "Submit Student-Assessment". Below the banner, the page title is "Grades and Attendance: Shark, Tiger". Underneath the title are two tabs: "Grades and Attendance" (which is active) and "Standards Grades". At the bottom of the main content area, there is a solid light blue horizontal bar.

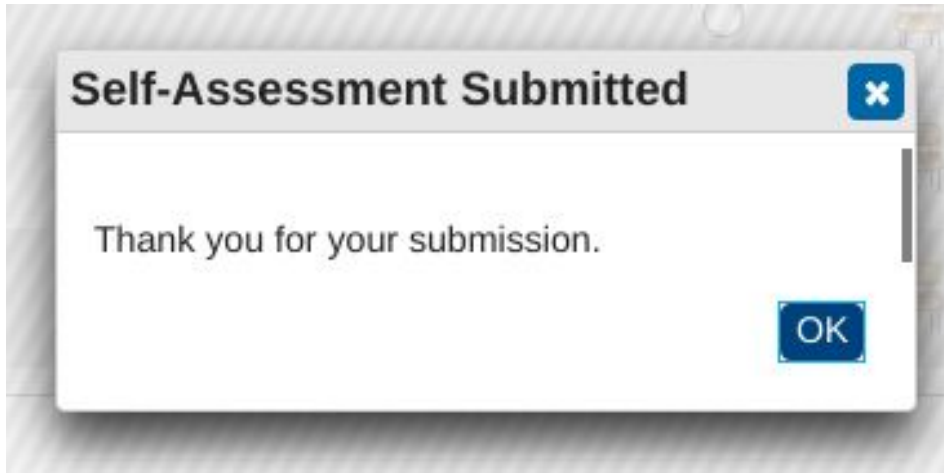
3. Select *Yes* or *No* for each of the questions and press the **Submit** button.

Please complete this form before school EVERY DAY. If you answer "yes" to any of these questions you MAY NOT enter the building. Contact your building administrator.

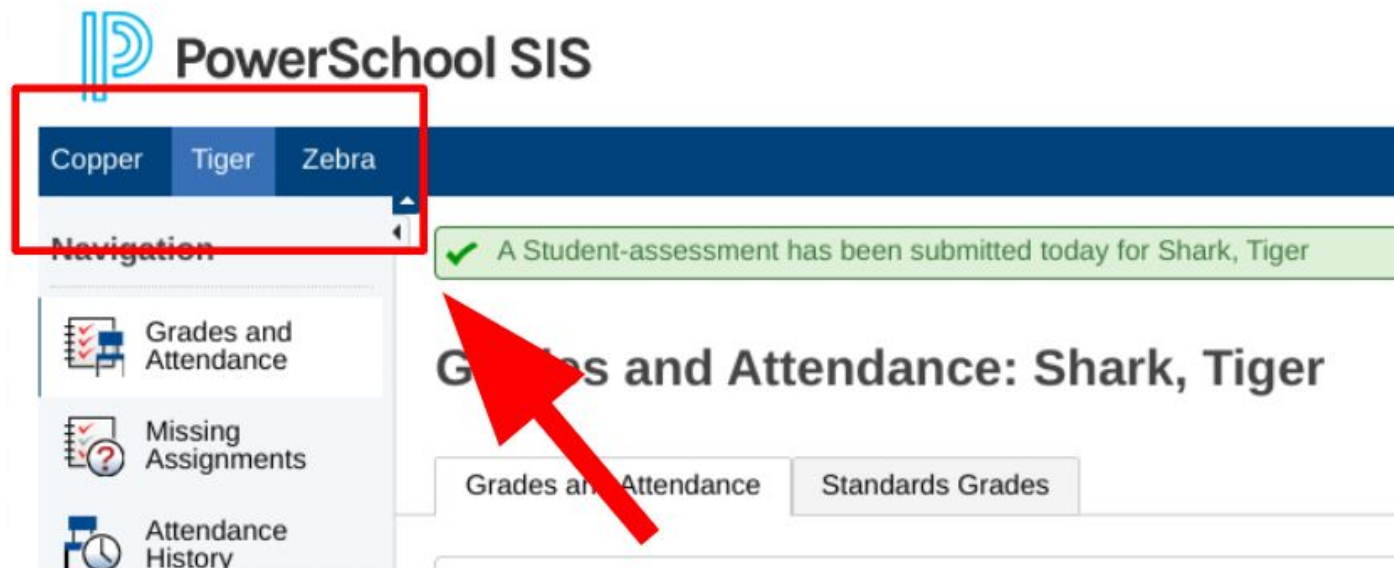
Have you had a fever of >100 degrees Fahrenheit or felt feverish in the last 72 hours?	<input type="radio"/> Yes <input checked="" type="radio"/> No
Are you experiencing any respiratory symptoms including a runny nose, sore throat, congestion, cough, or shortness of breath?	<input type="radio"/> Yes <input checked="" type="radio"/> No
Are you experiencing any new muscle aches, chills or severe fatigue?	<input type="radio"/> Yes <input checked="" type="radio"/> No
Have you experienced any new change in your sense of taste or smell?	<input type="radio"/> Yes <input checked="" type="radio"/> No
Are you experiencing any new onset GI symptoms?	<input type="radio"/> Yes <input checked="" type="radio"/> No
Have you traveled to high risk areas internationally or domestically within the past two weeks?	<input type="radio"/> Yes <input checked="" type="radio"/> No
Have you traveled outside of the New England states? (Massachusetts, Vermont, New Hampshire, Maine, Rhode Island, Connecticut)	<input type="radio"/> Yes <input checked="" type="radio"/> No
Have you been exposed to a person who has tested positive to COVID-19 in the past two weeks?	<input type="radio"/> Yes <input checked="" type="radio"/> No
Have you been exposed to a person who has COVID-19 symptoms and has not been tested, within the past two weeks?	<input type="radio"/> Yes <input checked="" type="radio"/> No

Thank you. If you answered "yes" to any of these questions you MAY NOT enter the building. Contact your building administrator.

4. Press or click the **OK** button.



5. Parents: if you care for multiple students, select the tab for the next student(s) and repeat the assessment for each child.



6. After each assessment is completed, a confirmation message remains on the top of the screen. That assessment is complete.



Copper Tiger Zebra


Navigation

- Grades and Attendance
- Missing Assignments
- Attendance History

✓ A Student-assessment has been submitted today for Shark, Tiger

Grades and Attendance: Shark, Tiger

Grades and Attendance Standards Grades

A large red arrow points from the right side of the screen towards the green confirmation message box.